

Power Electromagnetic Interference Suppression Capacitors

MKP-X2-P



Characteristics

- Metallized polypropylene film dielectric
- Non-inductive winding structure
- Plastic shell encapsulation
- Withstand over voltage shocks
- Good appearance consistency

Application

- Specially designed for Suppression of Power Electromagnetic Interference, widely applied to anti-interference situations such as power supply across lines and other AC field.

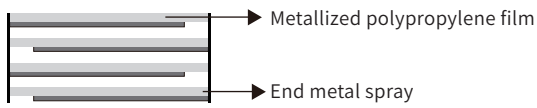
Technical Data

● Reference Standards	GB/T 14472(IEC 60384-14)					
● Climate Category	40/110/56/B					
● Operating temperature range	-40°C~110°C					
● Rated AC voltage	250/275/310VAC					
● Rated DC voltage	630VDC					
● Capacitance range	0.0047μF~10.0μF					
● Cap.Tor	±10%(K); ±20%(M)					
● Withstand voltage	V _{tt} :4.3UN(VDC), 2S					
	V _{tc} :2100VAC,1min					
● Dissipation factor	0.0047μF≤C _N <0.01μF	≤0.0020(1KHz,20°C)	≤0.0030(10KHz,20°C)			
	0.01μF≤C _N <1μF	≤0.0010(1KHz,20°C)	≤0.0020(10KHz,20°C)			
	1μF≤C _N <10μF	≤0.0020(1KHz,20°C)	-----			
● Insulation resistance	C≤0.33μF R≥15000MΩ (at 20°C 100VDC 1Min)					
	C>0.33μF RCN≥5000S (at 20°C 100VDC 1Min)					
● Maximum Pulse Rise Time(dv/dt)	Un(V)	dv/dt (V/μS)				
		P=7.5mm	P=10mm	P=15mm	P=22.5mm	P=27.5mm
	630VDC	500	400	300	150	100

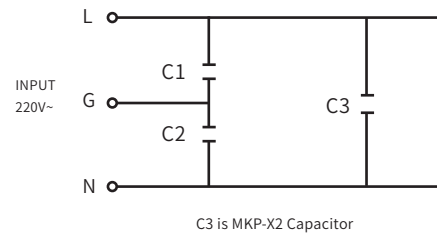
MKP-X2

Power Electromagnetic Interference Suppression Capacitors

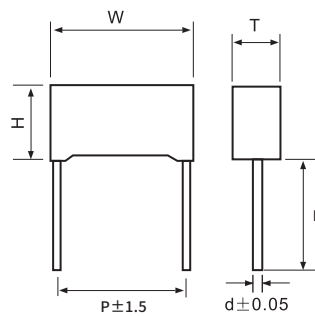
Construction Diagram



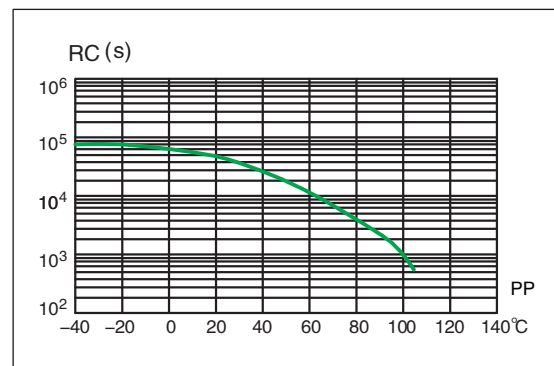
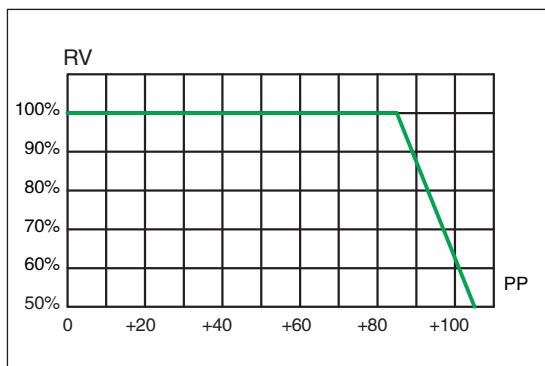
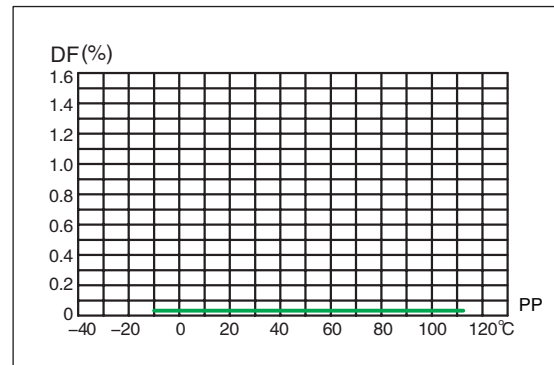
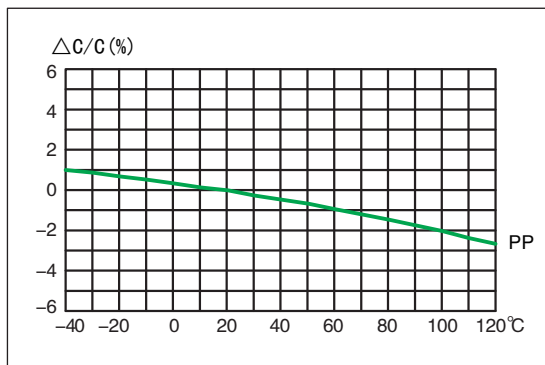
Typical Circuit



Product Shape



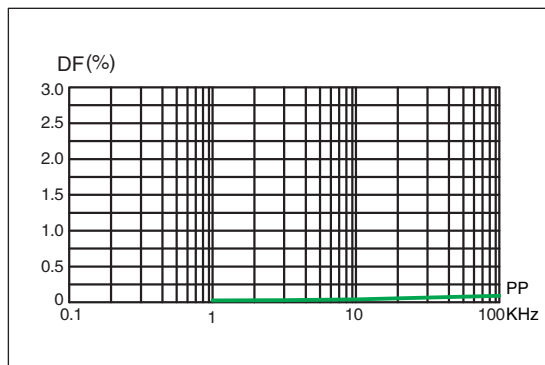
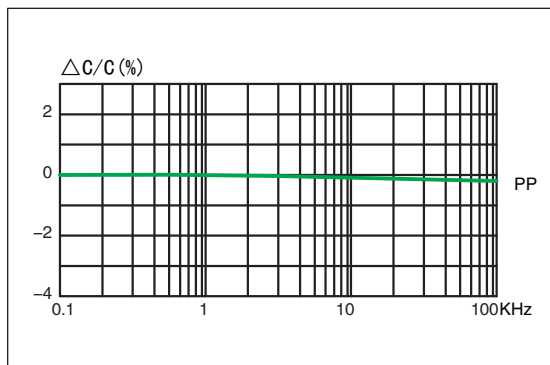
Frequency Characteristics



MKP-X2

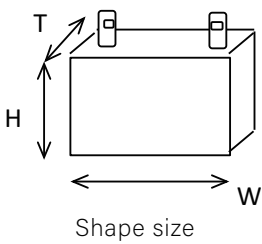
Power Electromagnetic Interference Suppression Capacitors

Temperature Characteristics



MKP-X2

Power Electromagnetic Interference Suppression Capacitors

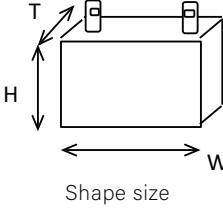
Type	Cap	Cap.Dev. Level					Lead Pitch	comments on a form
	(uF)	(%)	W (mm) ±1	H (mm) ±1	T (mm) ±1	P(mm) ±1		
MKP-X2	0.0047	10	10	9	4	7.5		
MKP-X2	0.0047	10	13	10	5	10		
MKP-X2	0.0056	10	10	9	4	7.5		
MKP-X2	0.0056	10	13	10	5	10		
MKP-X2	0.0068	10	10	9	4	7.5		
MKP-X2	0.0068	10	13	10	5	10		
MKP-X2	0.0082	10	10	9	4	7.5		
MKP-X2	0.0082	10	13	10	5	10		
MKP-X2	0.01	10	10	9	4	7.5		
MKP-X2	0.01	10	13	10	5	10		
MKP-X2	0.01	10	18	11	5	15		
MKP-X2	0.015	10	10	9	4	7.5		
MKP-X2	0.015	10	13	11	5	10		
MKP-X2	0.015	10	18	11	5	15		
MKP-X2	0.022	10	10	9	4	7.5		
MKP-X2	0.022	10	13	11	5	10		
MKP-X2	0.022	10	18	11	5	15		
MKP-X2	0.033	10	10	10	5	7.5		
MKP-X2	0.033	10	13	11	5	10		
MKP-X2	0.033	10	18	11	5	15		
MKP-X2	0.047	10	10	12	6	7.5		
MKP-X2	0.047	10	13	10	5	10		
MKP-X2	0.047	10	18	11	5	15		
MKP-X2	0.056	10	10	12	6	7.5		
MKP-X2	0.056	10	13	10	5	10		
MKP-X2	0.056	10	18	11	5	15		
MKP-X2	0.068	10	10	12	6	7.5		
MKP-X2	0.068	10	13	11	5	10		
MKP-X2	0.068	10	18	11	5	15		
MKP-X2	0.082	10	10	12	6	7.5		
MKP-X2	0.082	10	13	12	6	10		
MKP-X2	0.082	10	18	11	5	15		
MKP-X2	0.1	10	10	12	6	7.5		
MKP-X2	0.1	10	13	12	6	10		
MKP-X2	0.1	10	18	12	6	15		

The above table / graphics are for reference only, subject to the actual product (unit: mm)

MKP-X2

Power Electromagnetic Interference Suppression Capacitors

Article Table

Type	Cap (uF)	Cap.Dev. Level (%)	 Shape size			Lead Pitch P(mm) ±1	comments on a form
			W (mm) ±1	H (mm) ±1	T (mm) ±1		
MKP-X2	0.12	10	13	13	7	10	
MKP-X2	0.12	10	18	12	6	15	
MKP-X2	0.15	10	13	14	8	10	
MKP-X2	0.15	10	18	12	6	15	
MKP-X2	0.15	10	26	15	6	22.5	
MKP-X2	0.22	10	10	14	9	7.5	
MKP-X2	0.22	10	18	13	7	15	
MKP-X2	0.22	10	26	15	6	22.5	
MKP-X2	0.33	10	18	14.5	8.4	15	
MKP-X2	0.33	10	26	16.5	7	22.5	
MKP-X2	0.39	10	18	15.5	9.5	15	
MKP-X2	0.39	10	26	16.5	7	22.5	
MKP-X2	0.47	10	18	16	10	15	
MKP-X2	0.47	10	26	16.5	7	22.5	
MKP-X2	0.47	10	31	18	9	27.5	
MKP-X2	0.56	10	18	19	10.8	15	
MKP-X2	0.56	10	26	16.5	7	22.5	
MKP-X2	0.56	10	31	20	10	27.5	
MKP-X2	0.68	10	18	19	10.8	15	
MKP-X2	0.68	10	26	17	8.5	22.5	
MKP-X2	0.68	10	31	20	10	27.5	
MKP-X2	0.82	10	26	19	10	22.5	
MKP-X2	0.82	10	31	20	11	27.5	
MKP-X2	1	10	26	19	10	22.5	
MKP-X2	1	10	31	20	11	27.5	
MKP-X2	1.2	10	26	21.5	12	22.5	
MKP-X2	1.5	10	26	21.5	12	22.5	
MKP-X2	1.5	10	31	23.5	14	27.5	
MKP-X2	1.8	10	26	23.5	14	22.5	
MKP-X2	2.2	10	26	25	15	22.5	
MKP-X2	2.2	10	31	28	18	27.5	
MKP-X2	3.3	10	31	33	18	27.5	
MKP-X2	3.3	10	41.5	28.5	16	37.5	
MKP-X2	3.9	10	31	35	20	27.5	
MKP-X2	3.9	10	41.5	30	18	37.5	
MKP-X2	4.7	10	31	37	22	27.5	
MKP-X2	4.7	10	41.5	32	19	37.5	
MKP-X2	5.6	10	41.5	35	20	37.5	
MKP-X2	6.8	10	41.5	39	24	37.5	
MKP-X2	8.2	10	41.5	41	27	37.5	
MKP-X2	10	10	41.5	45	30	37.5	

The above table / graphics are for reference only, subject to the actual product (unit: mm)



MKP-X2

Power Electromagnetic Interference Suppression Capacitors







PRODUCT CERTIFICATE

CERTIFICATE NO.: CQC19001215497

NAME AND ADDRESS OF THE APPLICANT
Guangdong Huayu Electronic Co., Ltd.
E Bldg. The 3rd Ind. of Longdong, Tianhe District, 510520 GUANGZHOU, Guangdong, CHINA

NAME AND ADDRESS OF THE MANUFACTURER
Guangdong Huayu Electronic Co., Ltd.
E Bldg. The 3rd Ind. of Longdong, Tianhe District, 510520 GUANGZHOU, Guangdong, CHINA

NAME AND ADDRESS OF THE FACTORY
Guangdong Zhonghui High-tech Co., LTD. (V035425)
Guangzhou Zhongxin, Fifth Floor, Building B, No.99 of Phoenix fourth road, Guangzhou Knowledge-Town,
510555, GUANGZHOU, Guangdong, China

PRODUCT NAME, MODEL AND SPECIFICATION
Fixed capacitor for electromagnetic interference suppression and connection to the supply mains
Type: MKP X2; Rated capacitance: 0.0047 μ F~10 μ F; Rated voltage: AC 250/275/310 V; Capacitor class and subclass: X2;
Tolerance of rated capacitance: $\pm 10\%$ (K); Climatic category: 40/110/56; Passive flammability category: B

THE STANDARDS AND TECHNICAL REQUIREMENTS FOR THE PRODUCTS
IEC60384-14:2013+AMD1:2016

TYPE OF CERTIFICATION SCHEMES
Type Testing of Product + Initial Factory Inspection + Follow up Factory Inspection

This is to certify that the above mentioned product(s) complies with the requirements of certification rules of CQC11-471112-2015.

Valid from: Mar.26,2019 Valid until: Sep.14,2022

The validity of the certificate is subject to positive result of the regular follow up inspection by issuing certification body until the expiry date.

President: 
Lu Mei



CHINA QUALITY CERTIFICATION CENTRE
Section 9, No.188, Nansihuan Xilu, Beijing 100070 P.R.China
<http://www.cqc.com.cn>

C 0144256

CERTIFICATE OF COMPLIANCE

Certificate Number 20190319-E477652
Report Reference E477652-20190314
Issue Date 2019-March-19

Issued to: Guangdong Huayu Electronic Co Ltd
E Building The Third Industrial of Longdong Tianhe District
GuangzhouGuangdong 510520 CHINA

**This certificate confirms that
representative samples of**

**COMPONENT - FIXED CAPACITORS FOR USE IN
ELECTRONIC EQUIPMENT**

Class X2 Wound Film Type Capacitors, Models MKP series
with capacitance from 0.0047 μ F to 10 μ F with tolerance
suffix code K.

Have been investigated by UL in accordance with the
component requirements in the Standard(s) indicated on
this Certificate. UL Recognized components are incomplete
in certain constructional features or restricted in
performance capabilities and are intended for installation in
complete equipment submitted for investigation to UL LLC.

Standard(s) for Safety: See Addendum Page

Additional Information: See the UL Online Certifications Directory at
<https://iq.ulprospector.com> for additional information.

This *Certificate of Compliance* does not provide authorization to apply the UL Recognized Component Mark. Only the UL Follow-Up Services Procedure provides authorization to apply the UL Mark.

Only those products bearing the UL Recognized Component Mark should be considered as being UL Certified and covered under UL's Follow-Up Services.

Look for the UL Recognized Component Mark on the product.


Bruce Mahrenholz, Director North American Certification Program
UL LLC

Any information and documentation involving UL Mark services are provided on behalf of UL LLC (UL) or any authorized licensee of UL. For questions, please contact a local UL Customer Service Representative at <http://ul.com/aboutul/locations/>

